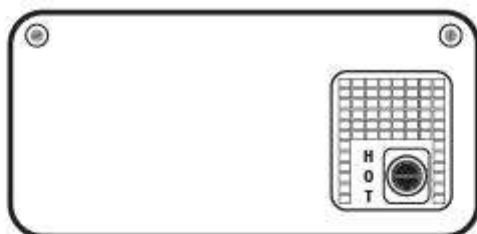


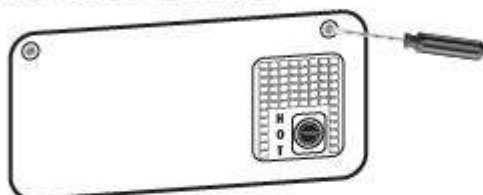
Protects RV appliances from mud daubers, wasps, mice, and birds while maintaining air flow.




Hydroflame 8500 Series

INSTALLATION INSTRUCTIONS

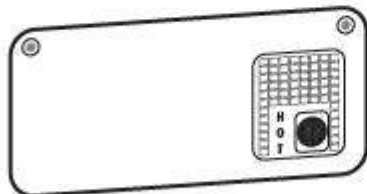
Using a common screwdriver or a dime, loosen the two screws on the heater access door.



Open heater access door and place screen in the framed area of the intake exhaust opening. Screen "bubble" should protrude through exhaust port opening.



Close heater access door and secure screws... The mud dauber screen is held in place when the access door is closed.



Screen must be inspected monthly and cleaned when necessary to maintain proper air flow.



 **facebook.**
 Ultra-Fab Products, Inc. 
Like Us to be entered to win free products.

Ultra-Fab Products, Inc.

Elkhart, Indiana

800-860-7571

ultra-fab.com

sales@ultra-fab.com



Scan For Catalog & Website