

# Bug Stopper Screens



CLOSE SCREEN MESH KEEPS OUT MUD  
DAUBERS, WASPS, MICE AND BIRDS


DOES NOT BLOCK AIR FLOW

HEAVY DUTY STAINLESS STEEL

EASY TO INSTALL

## ADVANTAGE - ULTRAFAB

OUR BUG STOPPERS HAVE THE  
BRIGHTEST AND MOST  
NOTICABLE PACKAGING ON THE  
MARKET. DEALERS REPORT  
UP TO DOUBLING THEIR INSECT  
SCREEN BUSINESS FOR THIS  
REASON ALONE.



*LARGE SELECTION OF  
PROTECTIVE SCREENS  
FOR REFRIGERATORS,  
FURNACES, STOVES,  
WATER HEATERS AND  
PLUMBING VENTS*



**2.75" ROUND**  
53-945110  
Suburban & Duotherm




**4" ROUND**  
53-945130  
Atwood 2004 Model Furnace



**4.75" X 4.5"**  
53-945120  
Hydroflame 8500 Series Furnace



**4.5" X 4.5"**  
53-945430  
Suburban Furnace Louvered




**6" ROUND**  
53-945140  
Suburban DD Furnace



**6.5" X 6.5"**  
53-945420  
Suburban 6 Gallon Flush Mount Water Heater



**6.75" X 5.5"**  
53-945150  
Atwood Furnace



**7.25" X 4"**  
53-945100  
Coleman, Suburban, Sol-Aire & Hydroflame Furnace



**8.5" X 5.5"**  
53-945400  
Atwood 6 & 10 Gallon or Suburban 6 Gallon Water Heater



**9.5" X 7"**  
53-945410  
Suburban 10 Gallon Water Heater



**10.5" X 4"**  
53-945300  
Magic Chef, Atwood, Wedgewood or Suburban Stove



**8" X 1.5"**  
53-945220  
Dometic Refrigerator



**27.5" X 1.38"**  
53-945230  
Norcold Refrigerator



Top Selling Screens  
53-000003



All Screens  
53-000004



**19.6" X 1.25"**  
53-945210  
Norcold Refrigerator



**20" X 1.5"**  
53-945200  
Dometic Refrigerator

# Bug Stopper Screens




## Cross Reference

Ultra-Fab

INSECTS AND RODENTS CAN CLOG APPLIANCE VENTS CAUSING DAMAGE TO APPLIANCES AND TO THE RV.

ULTRA-FAB INSECT SCREENS BLOCK THEIR ABILITY TO ENTER THE APPLIANCE WITHOUT IMPEDING AIRFLOW.



DESIGNED TO FIT FURNACES	DIMENSIONS	ULTRA-FAB	VALTERRA	JR PRODUCTS	VENTMATE	CAMCO	JCJ
Atwood AFMD	6.75" x 5"	53-945150	A10-1305VP	06-30245	68660	42155	None
Atwood Hydroflame w/ access door	4" Round	53-945130	A10-1304VP	06-30205	68302	42144	M-800 or M-1800
Atwood Hydroflame w/o access door	4.75" x 4.5"	53-945120	A10-1302VP	06-30255	68304	42142	M-500
Colman, Suburban, Sol-Aire, Hydroflame.	7.25" x 4"	53-945100	A10-1300VP	06-30165	68297	42140	None
Duotherm & Suburban	2.75" Round	53-945110	A10-1301VP	06-30155	68325	42141	M-300
Suburban DD Series	6" Round	53-945140	A10-1303VP	06-30275	68307	42143	M-700
<b>DESIGNED TO FIT RANGE</b>							
Atwood, Wedgewood, MagicChef & Suburban	10.5" x 4"	53-945300	A10-1330VP	None	68581	42147	S-900
<b>DESIGNED TO FIT REFRIGERATOR</b>							
Norcold with 27.5" louver opening	27.5" x 1.3"	53-945230	A10-1312VP	06-30265	68585	42153	None
Dometic w/ 20" louver openings	20" x 1.5"	53-945200	A10-1311VP	06-30195	None	42139 or 42149	None
Dometic w/ 8-1/8" louver openings	8" x 1.5"	53-945220	A10-1313VP	None	68401	42154	R-600A
Norcold w/ 19.75" louver opening	20" x 1.25"	53-945210	A10-1310VP	06-30235	68393	42148 or 42157	None
Dometic w/ 19.375" louver opening							
<b>DESIGNED TO FIT WATER HEATERS</b>							
Suburban flush mount 6 gallon	6.5" x 6.5"	53-945420	A10-1323VP	06-30225	68322	42151	None
Atwood 6 & 10 gallon	8.5" x 5.5"	53-945400	A10-1320VP	06-30175	68335	42145	W-100
Suburban 6 gallon							
Suburban 10, 12, or 16 gallon	9.5" x 7"	53-945410	A10-1321VP	06-30215	68309	42146	W-200
<b>MULTI APPLIANCE TYPES</b>							
Multi Appliance Types: Furnaces: Atwood Hydroflame models 8535, 8531, 8525, 8940 DC, and 8940 AC. Water Heaters: Most Suburban new-style with louvered vents. Battery Vents: Most	4.5" x 4.5"	53-945430	A10-1322VP	None	68327	42150	None